

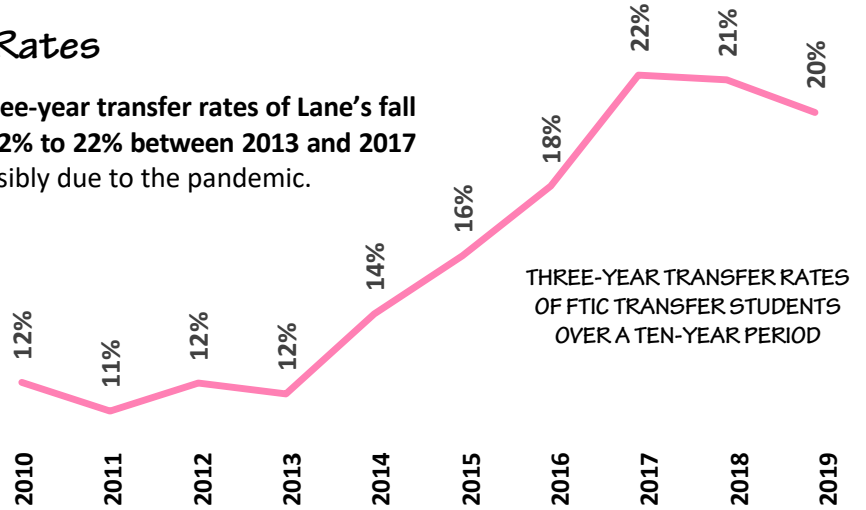
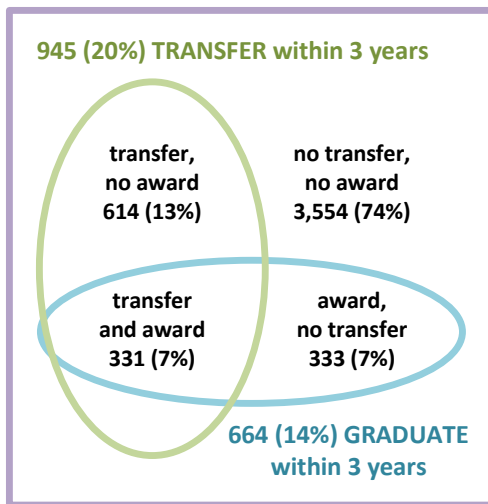
Moving on Up: Transfer Rates of Lane Transfer Students

Roughly three fifths of Lane’s new, first-time-in-college (FTIC) enrollees declare the goal of earning a four-year degree. Among these new “transfer students” only about 20% transfer to a four-year college within three years.

Ten Years of Three-Year Transfer Rates

Based on National Student Clearinghouse data, **three-year transfer rates of Lane’s fall cohorts of new FTIC transfer students rose from 12% to 22% between 2013 and 2017 but fell by 2% across 2018 and 2019 cohorts, possibly due to the pandemic.**

4,832 NEW FTIC TRANSFER STUDENTS (100%)

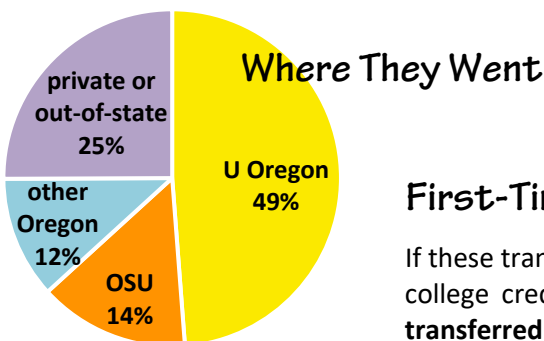
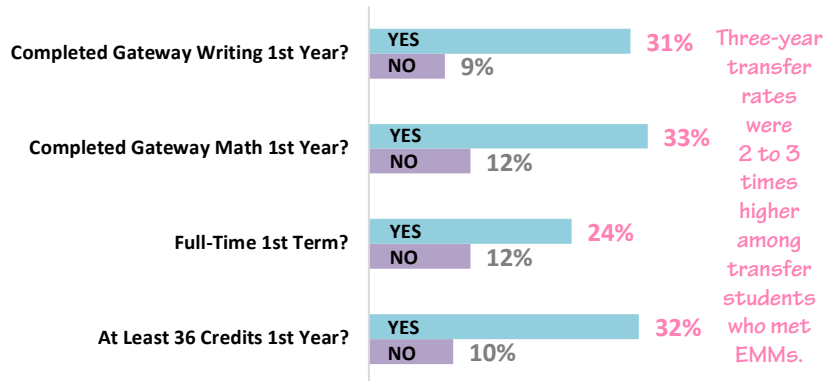


Transfer and Graduation

A Venn diagram shows the relationship between transfer and graduation for 4,832 recent FTIC transfer students (five fall cohorts 2015 through 19). **The portion of those transferring within three years who also earned a Lane award was 35%** ($331 \div 945$). This is significant because community college students do better when they transfer with junior status.*

Transfer and Early Momentum

Early Momentum Metrics (EMMs) are predictive of timely transfer. This bar chart compares transfer rates for recent FTIC transfer students who did or did not meet selected EMMs.



First-Time-in-College Students at Risk

If these transfer rates seem low, that may be because we excluded students with prior college credit (except early college). **While 20% of recent FTIC transfer students transferred within three years, the rate was 39% among those with prior college.**

*See Shapiro, D., Dundar, A., Ziskin, M., Chiang, Y.-C., Chen, J., Harrell, A., & Torres, V. (2013). Baccalaureate attainment: A national view of the postsecondary outcomes of students who transfer from two-year to four-year institutions (Signature Report No. 5). Herndon, VA: National Student Clearinghouse Research Center.