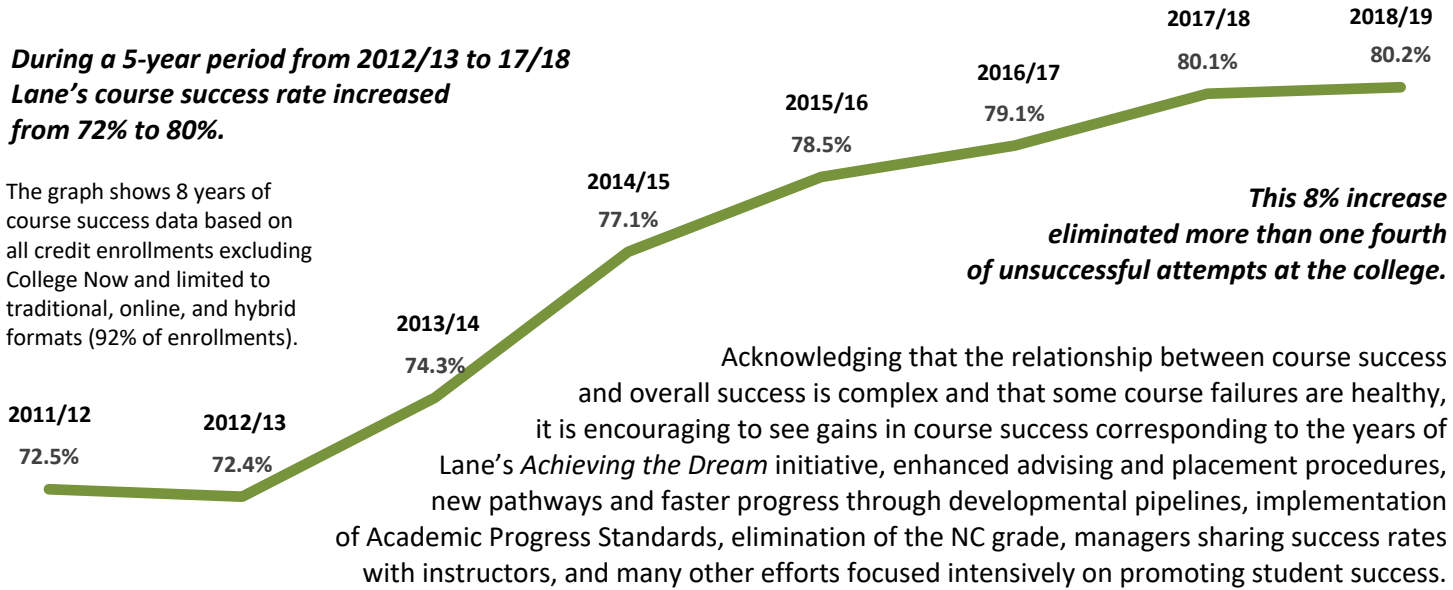


An Increase in Lane's Course Success Rate

Lane's overall **Course Success Rate** is the proportion of credit course enrollments that result in grades of C– or better. *It is the rate at which students succeed in Lane courses.*

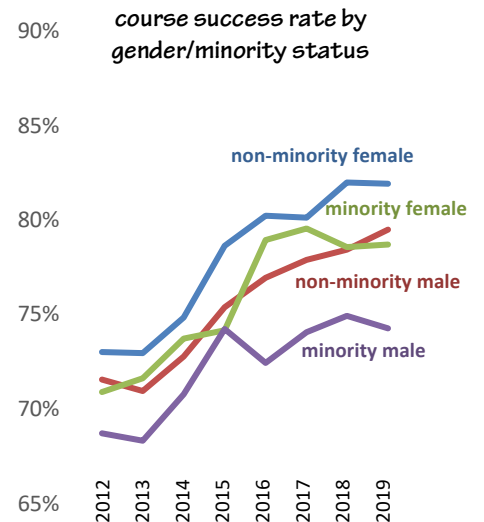
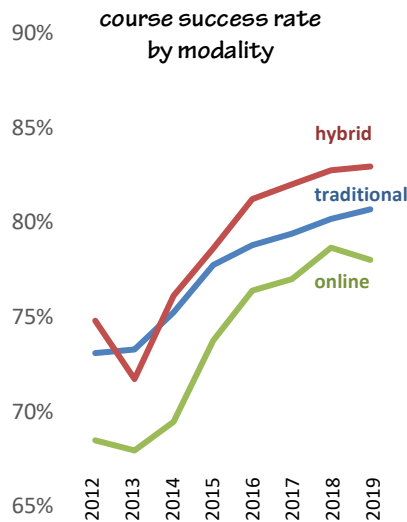
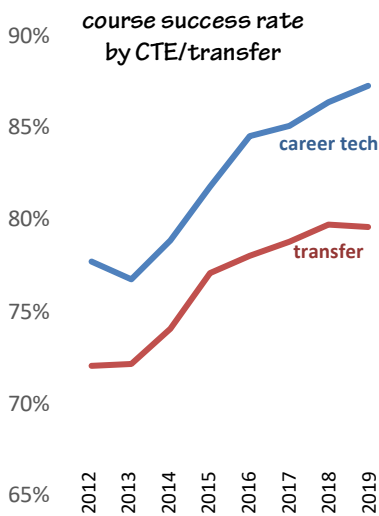
During a 5-year period from 2012/13 to 17/18 Lane's course success rate increased from 72% to 80%.

The graph shows 8 years of course success data based on all credit enrollments excluding College Now and limited to traditional, online, and hybrid formats (92% of enrollments).



Acknowledging that the relationship between course success and overall success is complex and that some course failures are healthy, it is encouraging to see gains in course success corresponding to the years of Lane's *Achieving the Dream* initiative, enhanced advising and placement procedures, new pathways and faster progress through developmental pipelines, implementation of Academic Progress Standards, elimination of the NC grade, managers sharing success rates with instructors, and many other efforts focused intensively on promoting student success.

Success rates increased in both CTE and transfer, across teaching modalities, and across genders, races and ethnicities.



We must not conclude that this trend is fully due to student success efforts. Demographic and other outside factors may contribute. A decrease in proportions of Pell grant and first generation students during this period could explain some of the increase, for instance. Nevertheless, **it is likely that much of what we are seeing is the impact of student success efforts and heightened awareness college-wide of student success as our mission focus.**

Next time, *did Lane's course success rate increase due to grade inflation?*