

Survey of Entering Student Engagement - Lane Community College (2018 Administration)

2018 Benchmark Scores Report - Main Survey

Comparison Group: Large Colleges in the 2018 Cohort*

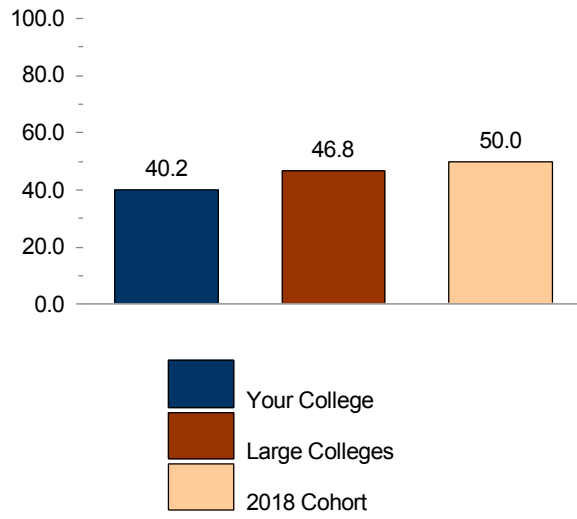
Entering Students Only

[Weighted]

Benchmark	Your College	Large Colleges		2018 Cohort	
	Score	Score	Difference	Score	Difference
Early Connections	40.2	46.8	-6.6	50.0	-9.8
High Expectations and Aspirations	44.2	49.1	-4.9	50.0	-5.8
Clear Academic Plan and Pathway	37.4	48.3	-11.0	50.0	-12.6
Effective Track to College Readiness	51.0	49.9	1.1	50.0	1.0
Engaged Learning	49.2	50.4	-1.2	50.0	-0.8
Academic and Social Support Network	48.8	49.9	-1.1	50.0	-1.2

* The comparison group and cohort columns on this page INCLUDE your college.

Survey of Entering Student Engagement
Lane Community College (2018 Administration)
2018 Benchmark Bar Chart - Main Survey
Comparison Group: Large Colleges in the 2018 Cohort*
Entering Students Only
[Weighted]
Early Connections (EARLYCON)



* The comparison group and cohort bars on this page INCLUDE your college.

Survey of Entering Student Engagement - Lane Community College (2018 Administration)

2018 Benchmark Frequency Distributions - Main Survey

Comparison Group: Large Colleges in the 2018 Cohort*

Entering Students Only

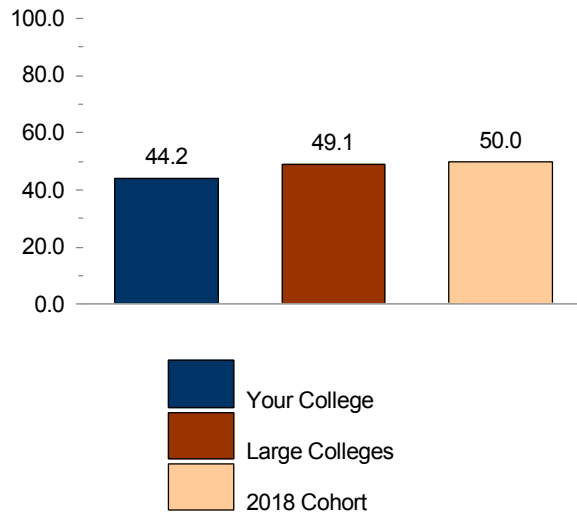
[Weighted]

Early Connections (EARLYCON)

			Your College		Large Colleges		2018 Cohort	
Item	Variable	Responses	Count	Percent	Count	Percent	Count	Percent
Item 18: Think about your experiences from the time of your decision to attend this college through the end of the first three weeks of your first semester/quarter.								
18a. The very first time I came to this college I felt welcome [EARLYCON]	WELCOME	Strongly disagree	2	0.6	179	0.6	544	0.6
		Disagree	8	2.3	563	1.8	1,611	1.6
		Neutral	81	23.2	7,150	22.7	21,136	21.6
		Agree	169	48.5	14,113	44.8	43,810	44.7
		Strongly agree	88	25.4	9,519	30.2	30,842	31.5
		Total	348	100.0	31,523	100.0	97,942	100.0
18i. The college provided me with adequate information about financial assistance (scholarships, grants, loans, etc.) [EARLYCON]	FAINFO	Strongly disagree	39	11.1	2,040	6.5	5,684	5.8
		Disagree	66	18.9	4,706	15.0	13,466	13.8
		Neutral	111	31.9	8,636	27.5	26,094	26.7
		Agree	86	24.6	10,139	32.2	32,758	33.5
		Strongly agree	47	13.5	5,931	18.9	19,767	20.2
		Total	349	100.0	31,452	100.0	97,770	100.0
18j. A college staff member helped me determine whether I qualified for financial assistance [EARLYCON]	QUALFA	Strongly disagree	53	15.1	3,615	11.5	9,805	10.1
		Disagree	113	32.3	8,773	28.0	25,111	25.8
		Neutral	104	29.7	8,219	26.2	25,266	25.9
		Agree	51	14.7	6,556	20.9	22,516	23.1
		Strongly agree	29	8.2	4,194	13.4	14,769	15.2
		Total	350	100.0	31,357	100.0	97,468	100.0
18p. At least one college staff member (other than an instructor) learned my name [EARLYCON]	CSTAFNAM	Strongly disagree	47	13.3	3,876	12.3	11,106	11.4
		Disagree	89	25.5	6,869	21.9	19,992	20.5
		Neutral	58	16.6	5,669	18.0	17,967	18.4
		Agree	77	22.0	7,617	24.2	24,724	25.3
		Strongly agree	79	22.7	7,384	23.5	23,854	24.4
		Total	350	100.0	31,414	100.0	97,643	100.0
Item 23								
23. Was a specific person assigned to you so you could see him/her each time you needed information or assistance? [EARLYCON]	ASNPERS	Yes	53	15.8	7,645	25.2	29,376	31.1
		No	280	84.2	22,697	74.8	65,160	68.9
		Total	333	100.0	30,342	100.0	94,536	100.0

* The comparison group and cohort columns on this page EXCLUDE your college.

Survey of Entering Student Engagement
Lane Community College (2018 Administration)
2018 Benchmark Bar Chart - Main Survey
Comparison Group: Large Colleges in the 2018 Cohort*
Entering Students Only
[Weighted]
High Expectations and Aspirations (HIEXPECT)



* The comparison group and cohort bars on this page INCLUDE your college.

Survey of Entering Student Engagement - Lane Community College (2018 Administration)
2018 Benchmark Frequency Distributions - Main Survey

Comparison Group: Large Colleges in the 2018 Cohort*

Entering Students Only

[Weighted]

High Expectations and Aspirations (HIEXPACT)

			Your College		Large Colleges		2018 Cohort	
Item	Variable	Responses	Count	Percent	Count	Percent	Count	Percent
Item 18: Think about your experiences from the time of your decision to attend this college through the end of the first three weeks of your first semester/quarter.								
18b. The instructors at this college want me to succeed [HIEXPACT]	WNTSCCD	Strongly disagree	0	N/A	72	0.2	226	0.2
		Disagree	1	0.3	216	0.7	621	0.6
		Neutral	50	14.3	3,655	11.7	11,111	11.4
		Agree	162	46.4	14,054	44.8	44,213	45.4
		Strongly agree	136	39.0	13,365	42.6	41,321	42.4
		Total	348	100.0	31,362	100.0	97,491	100.0
18t. I have the motivation to do what it takes to succeed in college [HIEXPACT]	ITTAKES	Strongly disagree	1	0.2	219	0.7	639	0.7
		Disagree	8	2.4	507	1.6	1,490	1.5
		Neutral	38	11.1	3,543	11.3	10,779	11.0
		Agree	137	39.9	11,463	36.5	36,253	37.1
		Strongly agree	160	46.4	15,668	49.9	48,428	49.6
		Total	344	100.0	31,400	100.0	97,589	100.0
18u. I am prepared academically to succeed in college [HIEXPACT]	ACPRPRD	Strongly disagree	3	0.9	207	0.7	611	0.6
		Disagree	14	3.9	585	1.9	1,706	1.7
		Neutral	51	14.5	4,568	14.5	14,185	14.5
		Agree	154	44.2	12,304	39.1	38,835	39.7
		Strongly agree	127	36.5	13,796	43.9	42,468	43.4
		Total	349	100.0	31,459	100.0	97,806	100.0
Item 19: During the first three weeks of your first semester/quarter at this college, about how often did you do the following?								
19c. Turn in an assignment late [HIEXPACT]	LATETURN	Never	205	59.2	19,690	62.3	61,418	62.6
		Once	92	26.7	8,485	26.8	26,438	26.9
		Two or three times	43	12.4	2,972	9.4	8,883	9.1
		Four or more times	6	1.7	453	1.4	1,363	1.4
		Total	346	100.0	31,600	100.0	98,102	100.0
19d. Not turn in an assignment [HIEXPACT]	NOTTURN	Never	235	67.3	20,921	67.7	65,930	68.5
		Once	81	23.3	6,758	21.9	20,887	21.7
		Two or three times	27	7.8	2,626	8.5	7,608	7.9
		Four or more times	6	1.7	612	2.0	1,857	1.9
		Total	349	100.0	30,917	100.0	96,281	100.0
19f. Come to class without completing readings or assignments [HIEXPACT]	NOTCOMPL	Never	142	40.4	17,694	56.1	55,173	56.3
		Once	133	37.8	9,156	29.0	28,292	28.8
		Two or three times	57	16.2	3,731	11.8	11,713	11.9
		Four or more times	19	5.5	981	3.1	2,900	3.0
		Total	352	100.0	31,562	100.0	98,078	100.0

* The comparison group and cohort columns on this page EXCLUDE your college.

Survey of Entering Student Engagement - Lane Community College (2018 Administration)

2018 Benchmark Frequency Distributions - Main Survey

Comparison Group: Large Colleges in the 2018 Cohort*

Entering Students Only

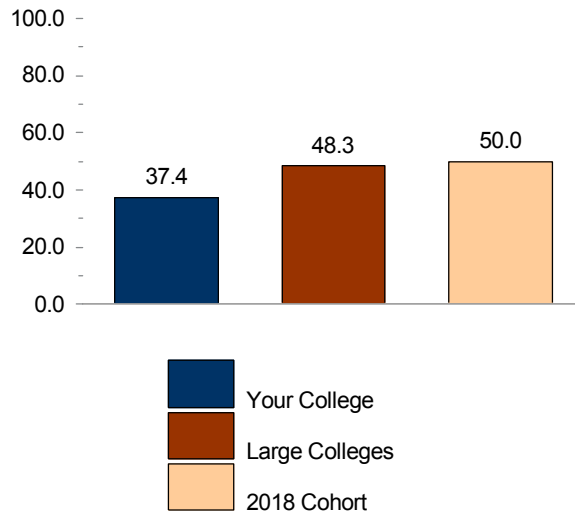
[Weighted]

High Expectations and Aspirations (HIEEXPECT)

			Your College		Large Colleges		2018 Cohort	
Item	Variable	Responses	Count	Percent	Count	Percent	Count	Percent
Item 19: During the first three weeks of your first semester/quarter at this college, about how often did you do the following?								
19s. Skip class [HIEEXPECT]	SKIPCL	Never	220	62.5	24,171	76.4	75,147	76.4
		Once	99	28.2	5,057	16.0	15,923	16.2
		Two or three times	32	9.0	1,956	6.2	5,953	6.1
		Four or more times	1	0.3	445	1.4	1,330	1.4
		Total	352	100.0	31,629	100.0	98,353	100.0

* The comparison group and cohort columns on this page EXCLUDE your college.

Survey of Entering Student Engagement
Lane Community College (2018 Administration)
2018 Benchmark Bar Chart - Main Survey
Comparison Group: Large Colleges in the 2018 Cohort*
Entering Students Only
[Weighted]
Clear Academic Plan and Pathway (ACADPLAN)



* The comparison group and cohort bars on this page INCLUDE your college.

Survey of Entering Student Engagement - Lane Community College (2018 Administration)
2018 Benchmark Frequency Distributions - Main Survey

Comparison Group: Large Colleges in the 2018 Cohort*

Entering Students Only

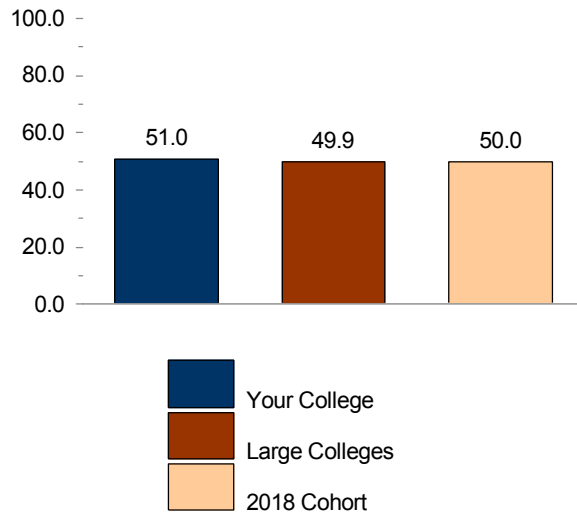
[Weighted]

Clear Academic Plan and Pathway (ACADPLAN)

Item	Variable	Responses	Your College		Large Colleges		2018 Cohort	
			Count	Percent	Count	Percent	Count	Percent
Item 18: Think about your experiences from the time of your decision to attend this college through the end of the first three weeks of your first semester/quarter.								
18d. I was able to meet with an academic advisor at times convenient for me [ACADPLAN]	AACONTIM	Strongly disagree	8	2.2	717	2.3	2,090	2.2
		Disagree	32	9.1	2,227	7.1	6,538	6.7
		Neutral	127	36.2	8,138	26.1	23,787	24.5
		Agree	122	35.0	12,156	38.9	38,554	39.7
		Strongly agree	61	17.5	7,996	25.6	26,090	26.9
		Total	349	100.0	31,234	100.0	97,058	100.0
18e. An advisor helped me to select a course of study, program, or major [ACADPLAN]	AASELMAJ	Strongly disagree	33	9.4	1,481	4.7	4,350	4.4
		Disagree	62	17.8	3,949	12.6	11,649	11.9
		Neutral	93	26.9	5,708	18.1	17,715	18.1
		Agree	107	30.9	11,112	35.3	34,746	35.5
		Strongly agree	52	15.0	9,210	29.3	29,303	30.0
		Total	346	100.0	31,460	100.0	97,762	100.0
18f. An advisor helped me to set academic goals and to create a plan for achieving them [ACADPLAN]	ACADGOAL	Strongly disagree	30	8.5	1,934	6.2	5,418	5.6
		Disagree	96	27.4	6,228	19.9	17,855	18.3
		Neutral	118	33.7	8,498	27.1	26,853	27.5
		Agree	76	21.6	8,557	27.3	27,320	28.0
		Strongly agree	31	8.8	6,149	19.6	20,040	20.6
		Total	351	100.0	31,365	100.0	97,485	100.0
18g. An advisor helped me to identify the courses I needed to take during my first semester/quarter [ACADPLAN]	CRSADV	Strongly disagree	27	7.8	1,124	3.6	3,236	3.3
		Disagree	52	14.8	2,454	7.8	7,175	7.3
		Neutral	79	22.6	4,336	13.8	13,153	13.5
		Agree	131	37.6	12,987	41.3	40,570	41.5
		Strongly agree	60	17.1	10,522	33.5	33,575	34.4
		Total	349	100.0	31,423	100.0	97,709	100.0
18h. A college staff member talked with me about my commitments outside of school (work, children, dependents, etc.) to help me figure out how many courses to take [ACADPLAN]	OSCOMM	Strongly disagree	50	14.3	3,883	12.4	11,281	11.5
		Disagree	128	36.6	10,073	32.1	29,770	30.5
		Neutral	106	30.1	7,671	24.4	24,481	25.1
		Agree	50	14.1	5,980	19.0	19,586	20.0
		Strongly agree	17	4.8	3,821	12.2	12,583	12.9
		Total	351	100.0	31,429	100.0	97,701	100.0

* The comparison group and cohort columns on this page EXCLUDE your college.

Survey of Entering Student Engagement
Lane Community College (2018 Administration)
2018 Benchmark Bar Chart - Main Survey
Comparison Group: Large Colleges in the 2018 Cohort*
Entering Students Only
[Weighted]
Effective Track to College Readiness (COLLREAD)



* The comparison group and cohort bars on this page INCLUDE your college.

Survey of Entering Student Engagement - Lane Community College (2018 Administration)
2018 Benchmark Frequency Distributions - Main Survey

Comparison Group: Large Colleges in the 2018 Cohort*

Entering Students Only

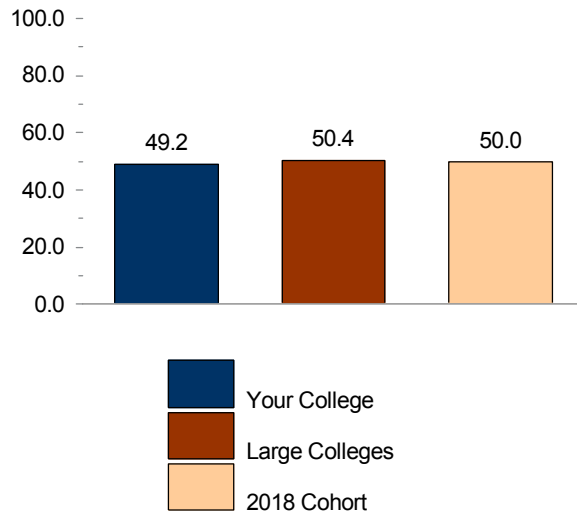
[Weighted]

Effective Track to College Readiness (COLLREAD)

Item	Variable	Responses	Your College		Large Colleges		2018 Cohort	
			Count	Percent	Count	Percent	Count	Percent
Item 12: Think about your experiences from the time of your decision to attend this college through the end of the first three weeks of your first semester/quarter.								
12a. Before I could register for classes, I was required to take a placement test (COMPASS, ASSET, ACCUPLACER, SAT, ACT, etc.) to assess my skills in reading, writing, and/or math [COLLREAD]	REQPTEST	Yes	319	91.1	24,648	79.3	77,828	80.2
		No	31	8.9	6,440	20.7	19,162	19.8
		Total	350	100.0	31,088	100.0	96,990	100.0
12b. I took a placement test (COMPASS, ASSET, ACCUPLACER, SAT, ACT, etc.) [COLLREAD]	TKPTEST	Yes	323	94.2	25,580	84.0	80,625	84.9
		No	20	5.8	4,866	16.0	14,288	15.1
		Total	343	100.0	30,445	100.0	94,914	100.0
Item 14								
14. This college required me to enroll in classes indicated by my placement test scores during my first semester/quarter [COLLREAD]	REQCLASS	Yes	230	66.6	19,861	64.2	61,767	64.0
		No	115	33.4	11,068	35.8	34,778	36.0
		Total	346	100.0	30,930	100.0	96,545	100.0
Item 21: Think about your experiences from the time of your decision to attend this college through the end of the first three weeks of your first semester/quarter. Within a class, or through another experience at this college:								
21a. I learned to improve my study skills (listening, note taking, highlighting readings, working with others, etc.) [COLLREAD]	LNDSTUDY	Strongly disagree	9	2.5	396	1.3	1,281	1.3
		Disagree	27	7.6	1,183	3.8	3,764	3.9
		Neutral	73	20.9	6,023	19.2	18,947	19.4
		Agree	146	41.7	12,887	41.0	40,422	41.5
		Strongly agree	95	27.2	10,908	34.7	33,104	33.9
		Total	350	100.0	31,397	100.0	97,518	100.0
21b. I learned to understand my academic strengths and weaknesses [COLLREAD]	LNDACAWK	Strongly disagree	7	2.0	323	1.0	1,065	1.1
		Disagree	26	7.5	1,181	3.8	3,767	3.9
		Neutral	91	25.8	7,006	22.3	21,587	22.2
		Agree	154	43.8	13,353	42.6	42,045	43.2
		Strongly agree	73	20.9	9,509	30.3	28,953	29.7
		Total	352	100.0	31,371	100.0	97,418	100.0
21c. I learned skills and strategies to improve my test-taking ability [COLLREAD]	LNDSKLLS	Strongly disagree	16	4.5	812	2.6	2,519	2.6
		Disagree	52	14.8	2,884	9.2	9,212	9.5
		Neutral	125	35.6	9,633	30.7	30,450	31.3
		Agree	103	29.3	10,019	31.9	31,122	31.9
		Strongly agree	56	15.9	8,025	25.6	24,120	24.8
		Total	350	100.0	31,372	100.0	97,421	100.0

* The comparison group and cohort columns on this page EXCLUDE your college.

Survey of Entering Student Engagement
Lane Community College (2018 Administration)
2018 Benchmark Bar Chart - Main Survey
Comparison Group: Large Colleges in the 2018 Cohort*
Entering Students Only
[Weighted]
Engaged Learning (ENGAGLRN)



* The comparison group and cohort bars on this page INCLUDE your college.

Survey of Entering Student Engagement - Lane Community College (2018 Administration)
2018 Benchmark Frequency Distributions - Main Survey

Comparison Group: Large Colleges in the 2018 Cohort*

Entering Students Only

[Weighted]

Engaged Learning (ENGAGLRN)

Item	Variable	Responses	Your College		Large Colleges		2018 Cohort	
			Count	Percent	Count	Percent	Count	Percent
Item 19: During the first three weeks of your first semester/quarter at this college, about how often did you do the following?								
19a. Ask questions in class or contribute to class discussions [ENGAGLRN]	ASKQUES	Never	31	8.9	2,872	9.1	9,539	9.7
		Once	58	16.5	7,796	24.6	24,999	25.4
		Two or three times	165	47.3	14,235	44.9	43,683	44.3
		Four or more times	95	27.3	6,832	21.5	20,370	20.7
		Total	350	100.0	31,735	100.0	98,591	100.0
19b. Prepare at least two drafts of a paper or assignment before turning it in [ENGAGLRN]	PREPDRFT	Never	98	28.1	9,190	29.2	29,132	29.8
		Once	118	33.8	11,325	36.0	35,263	36.1
		Two or three times	105	30.1	8,750	27.8	27,086	27.7
		Four or more times	28	8.0	2,166	6.9	6,223	6.4
		Total	348	100.0	31,431	100.0	97,705	100.0
19e. Participate in supplemental instruction (extra class sessions with an instructor, tutor, or experienced student) [ENGAGLRN]	SUPINSTR	Never	234	66.8	20,963	66.2	65,817	66.9
		Once	64	18.3	5,415	17.1	16,918	17.2
		Two or three times	36	10.4	3,620	11.4	10,995	11.2
		Four or more times	16	4.5	1,676	5.3	4,721	4.8
		Total	350	100.0	31,675	100.0	98,450	100.0
19g. Work with other students on a project or assignment during class [ENGAGLRN]	PINCLASS	Never	56	15.8	6,525	20.6	20,853	21.2
		Once	74	21.0	8,381	26.5	25,928	26.3
		Two or three times	134	38.1	11,936	37.7	36,666	37.3
		Four or more times	89	25.1	4,829	15.2	14,977	15.2
		Total	353	100.0	31,671	100.0	98,424	100.0
19h. Work with classmates outside of class on class projects or assignments [ENGAGLRN]	PREPOUTC	Never	234	66.7	20,185	64.1	61,673	63.0
		Once	65	18.6	5,890	18.7	18,501	18.9
		Two or three times	38	11.0	3,926	12.5	12,793	13.1
		Four or more times	13	3.7	1,464	4.7	4,873	5.0
		Total	350	100.0	31,466	100.0	97,841	100.0
19i. Participate in a required study group outside of class [ENGAGLRN]	GRPSTUDY	Never	301	86.4	25,709	81.2	79,738	81.0
		Once	27	7.8	3,237	10.2	10,098	10.3
		Two or three times	16	4.5	1,917	6.1	5,924	6.0
		Four or more times	4	1.3	793	2.5	2,664	2.7
		Total	349	100.0	31,655	100.0	98,424	100.0
19j. Participate in a student-initiated (not required) study group outside of class [ENGAGLRN]	NRGSTUDY	Never	294	83.6	25,441	80.8	78,765	80.5
		Once	41	11.6	3,338	10.6	10,586	10.8
		Two or three times	13	3.7	1,900	6.0	5,866	6.0
		Four or more times	4	1.2	809	2.6	2,679	2.7
		Total	352	100.0	31,487	100.0	97,896	100.0

* The comparison group and cohort columns on this page EXCLUDE your college.

Survey of Entering Student Engagement - Lane Community College (2018 Administration)
2018 Benchmark Frequency Distributions - Main Survey

Comparison Group: Large Colleges in the 2018 Cohort*

Entering Students Only

[Weighted]

Engaged Learning (ENGAGLRN)

Item	Variable	Responses	Your College		Large Colleges		2018 Cohort	
			Count	Percent	Count	Percent	Count	Percent
Item 19: During the first three weeks of your first semester/quarter at this college, about how often did you do the following?								
19k. Use an electronic tool (e-mail, text messaging, Facebook, MySpace, class Web site, etc.) to communicate with another student about coursework [ENGAGLRN]	USEINTMG	Never	175	49.9	11,822	37.3	36,365	36.9
		Once	61	17.5	7,198	22.7	22,176	22.5
		Two or three times	71	20.4	7,131	22.5	22,322	22.7
		Four or more times	43	12.3	5,533	17.5	17,643	17.9
		Total	350	100.0	31,683	100.0	98,506	100.0
19l. Use an electronic tool (e-mail, text messaging, Facebook, MySpace, class Web site, etc.) to communicate with an instructor about coursework [ENGAGLRN]	MAILFAC	Never	125	35.8	9,314	29.5	30,614	31.3
		Once	106	30.4	9,112	28.9	27,500	28.1
		Two or three times	92	26.2	8,634	27.4	26,331	26.9
		Four or more times	27	7.6	4,465	14.2	13,503	13.8
		Total	350	100.0	31,524	100.0	97,948	100.0
19m. Discuss an assignment or grade with an instructor [ENGAGLRN]	FACASSN	Never	109	31.2	10,544	33.3	33,878	34.4
		Once	137	39.2	10,899	34.5	33,667	34.2
		Two or three times	83	23.7	7,912	25.0	23,839	24.2
		Four or more times	21	5.9	2,269	7.2	7,001	7.1
		Total	350	100.0	31,623	100.0	98,385	100.0
19n. Ask for help from an instructor regarding questions or problems related to a class [ENGAGLRN]	CLASSREL	Never	70	20.0	7,121	22.5	23,277	23.7
		Once	130	37.3	10,067	31.9	31,088	31.7
		Two or three times	108	31.0	10,506	33.3	31,974	32.6
		Four or more times	41	11.7	3,900	12.3	11,850	12.1
		Total	349	100.0	31,594	100.0	98,189	100.0
19o. Receive prompt written or oral feedback from instructors on your performance [ENGAGLRN]	FEEDBACK	Never	69	20.0	7,616	24.1	24,912	25.4
		Once	74	21.5	9,161	29.0	28,298	28.8
		Two or three times	145	41.8	10,460	33.1	31,809	32.4
		Four or more times	58	16.7	4,324	13.7	13,124	13.4
		Total	347	100.0	31,561	100.0	98,143	100.0
19q. Discuss ideas from your readings or classes with instructors outside of class [ENGAGLRN]	FACIDOC	Never	218	62.2	19,894	63.0	62,905	64.0
		Once	66	19.0	6,324	20.0	19,134	19.5
		Two or three times	42	12.1	3,768	11.9	11,464	11.7
		Four or more times	24	6.7	1,609	5.1	4,788	4.9
		Total	350	100.0	31,595	100.0	98,291	100.0
Item 20.2: Think about your experiences from the time of your decision to attend this college through the end of the first three weeks of your first semester/quarter. How often did you use the following services?								
20.2d. Face-to-face tutoring [ENGAGLRN]	FFTUSE	Never	276	81.1	24,525	80.9	77,209	81.9
		Once	24	7.2	3,062	10.1	9,003	9.6
		Two or three times	22	6.5	1,645	5.4	4,878	5.2
		Four or more times	18	5.2	1,070	3.5	3,131	3.3
		Total	340	100.0	30,302	100.0	94,221	100.0

* The comparison group and cohort columns on this page EXCLUDE your college.

Survey of Entering Student Engagement - Lane Community College (2018 Administration)

2018 Benchmark Frequency Distributions - Main Survey

Comparison Group: Large Colleges in the 2018 Cohort*

Entering Students Only

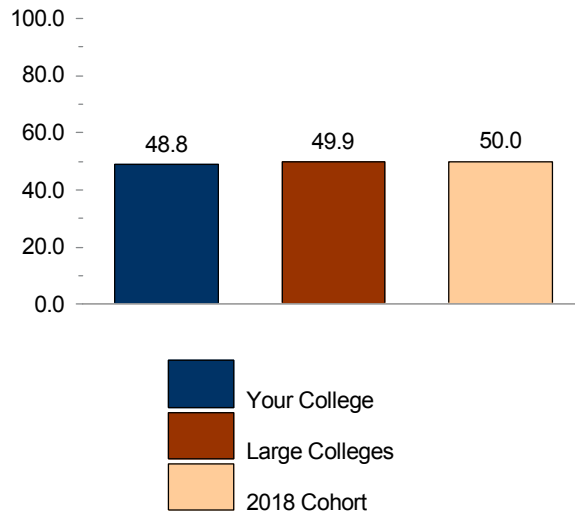
[Weighted]

Engaged Learning (ENGAGLRN)

			Your College		Large Colleges		2018 Cohort	
Item	Variable	Responses	Count	Percent	Count	Percent	Count	Percent
Item 20.2: Think about your experiences from the time of your decision to attend this college through the end of the first three weeks of your first semester/quarter. How often did you use the following services?								
20.2f. Writing, math, or other skill lab [ENGAGLRN]	SKLABUSE	Never	277	82.1	20,657	68.7	64,072	68.5
		Once	25	7.4	3,954	13.2	11,795	12.6
		Two or three times	21	6.1	2,787	9.3	8,783	9.4
		Four or more times	15	4.3	2,670	8.9	8,893	9.5
		Total	337	100.0	30,068	100.0	93,543	100.0
20.2h. Computer lab [ENGAGLRN]	COMLBUSE	Never	190	55.7	15,774	52.2	48,634	51.7
		Once	61	17.8	5,641	18.7	16,579	17.6
		Two or three times	61	18.0	4,685	15.5	14,619	15.5
		Four or more times	29	8.5	4,137	13.7	14,237	15.1
		Total	341	100.0	30,238	100.0	94,069	100.0

* The comparison group and cohort columns on this page EXCLUDE your college.

Survey of Entering Student Engagement
Lane Community College (2018 Administration)
2018 Benchmark Bar Chart - Main Survey
Comparison Group: Large Colleges in the 2018 Cohort*
Entering Students Only
[Weighted]
Academic and Social Support (ACSOCSUP)



* The comparison group and cohort bars on this page INCLUDE your college.

Survey of Entering Student Engagement - Lane Community College (2018 Administration)
2018 Benchmark Frequency Distributions - Main Survey

Comparison Group: Large Colleges in the 2018 Cohort*

Entering Students Only

[Weighted]

Academic and Social Support (ACSOCSUP)

Item	Variable	Responses	Your College		Large Colleges		2018 Cohort	
			Count	Percent	Count	Percent	Count	Percent
Item 18: Think about your experiences from the time of your decision to attend this college through the end of the first three weeks of your first semester/quarter.								
18l. All instructors clearly explained academic and student support services available at this college [ACSOCSUP]	RESOURCE	Strongly disagree	6	1.7	574	1.8	1,661	1.7
		Disagree	25	7.2	2,183	7.0	6,664	6.8
		Neutral	70	20.2	6,032	19.2	18,688	19.2
		Agree	159	45.7	13,276	42.3	41,788	42.9
		Strongly agree	88	25.3	9,297	29.6	28,708	29.4
		Total	348	100.0	31,362	100.0	97,509	100.0
18m. All instructors clearly explained course grading policies [ACSOCSUP]	GRADEPOL	Strongly disagree	1	0.3	167	0.5	560	0.6
		Disagree	10	2.7	671	2.1	2,183	2.2
		Neutral	47	13.4	3,106	9.9	9,322	9.6
		Agree	166	47.6	14,133	45.0	44,266	45.4
		Strongly agree	125	35.9	13,322	42.4	41,270	42.3
		Total	349	100.0	31,399	100.0	97,600	100.0
18n. All instructors clearly explained course syllabi (syllabuses) [ACSOCSUP]	SYLLABI	Strongly disagree	0	N/A	146	0.5	440	0.5
		Disagree	2	0.7	558	1.8	1,642	1.7
		Neutral	34	9.9	2,407	7.7	7,244	7.4
		Agree	161	46.3	13,268	42.3	41,239	42.3
		Strongly agree	150	43.1	14,953	47.7	46,855	48.1
		Total	348	100.0	31,334	100.0	97,420	100.0
18o. I knew how to get in touch with my instructors outside of class [ACSOCSUP]	FACMEET	Strongly disagree	1	0.3	214	0.7	646	0.7
		Disagree	7	2.0	677	2.2	2,111	2.2
		Neutral	34	9.7	2,830	9.0	9,008	9.2
		Agree	165	47.3	13,608	43.3	42,353	43.3
		Strongly agree	142	40.7	14,121	44.9	43,611	44.6
		Total	349	100.0	31,450	100.0	97,729	100.0
18q. At least one other student whom I didn't previously know learned my name [ACSOCSUP]	OSTUDNAM	Strongly disagree	9	2.5	924	2.9	2,907	3.0
		Disagree	24	6.8	1,750	5.6	5,800	5.9
		Neutral	29	8.4	3,551	11.3	11,365	11.6
		Agree	136	38.9	12,211	38.8	37,964	38.8
		Strongly agree	151	43.3	13,020	41.4	39,730	40.6
		Total	349	100.0	31,456	100.0	97,767	100.0
18r. At least one instructor learned my name [ACSOCSUP]	FACNAM	Strongly disagree	4	1.3	518	1.7	1,738	1.8
		Disagree	15	4.2	1,129	3.6	3,930	4.0
		Neutral	31	9.0	2,917	9.3	9,562	9.8
		Agree	150	43.1	12,357	39.6	38,361	39.5
		Strongly agree	148	42.5	14,317	45.8	43,561	44.8
		Total	349	100.0	31,238	100.0	97,154	100.0

* The comparison group and cohort columns on this page EXCLUDE your college.

Survey of Entering Student Engagement - Lane Community College (2018 Administration)

2018 Benchmark Frequency Distributions - Main Survey

Comparison Group: Large Colleges in the 2018 Cohort*

Entering Students Only

[Weighted]

Academic and Social Support (ACSOCSUP)

			Your College		Large Colleges		2018 Cohort	
Item	Variable	Responses	Count	Percent	Count	Percent	Count	Percent
Item 18: Think about your experiences from the time of your decision to attend this college through the end of the first three weeks of your first semester/quarter.								
18s. I learned the name of at least one other student in most of my classes [ACSOCSUP]	STUNAM	Strongly disagree	4	1.3	650	2.1	2,001	2.0
		Disagree	24	6.8	1,332	4.2	4,423	4.5
		Neutral	29	8.4	2,912	9.3	9,077	9.3
		Agree	139	40.2	12,182	38.7	38,171	39.0
		Strongly agree	150	43.3	14,383	45.7	44,105	45.1
		Total	347	100.0	31,459	100.0	97,777	100.0

* The comparison group and cohort columns on this page EXCLUDE your college.